

# English and Language Arts

## Kindergarten / Week 9

Week 9 At A Glance		
Day 1	<input type="checkbox"/> Read for 20 minutes <input type="checkbox"/> Long i sound /i_e/ Page 254 <input type="checkbox"/> Blending long i Page 256	LAFS.K.RF.2.2 LAFS.K.RF.3.3.b
Day 2	<input type="checkbox"/> Read for 20 minutes <input type="checkbox"/> Make a Sentence	LAFS.K.W.1.3 LAFS.K.L.1.1.f
Day 3	<input type="checkbox"/> Read for 20 minutes <input type="checkbox"/> Identify long i pattern <input type="checkbox"/> Comprehension: Cause/Effect Page 130	LAFS.K.RF.2.2 LAFS.K.RF.3.3.b LAFS.K.RL.3.7
Day 4	<input type="checkbox"/> Read for 20 minutes <input type="checkbox"/> Decodable Passage "A Dime" Page 45 <input type="checkbox"/> Sentences with Adjectives Pages 77	LAFS.K.RF.4.4 LAFS.K.W.1.2 LAFS.K.L.3.5.b
Day 5	<input type="checkbox"/> Read for 20 minutes <input type="checkbox"/> Decodable Passage "A Dime" Page 46 <input type="checkbox"/> Sentences with Adjectives Pages 78	LAFS.K.RF.4.4 LAFS.K.W.1.2 LAFS.K.L.3.5.b

---

**Name**

---

**Teacher**

Dear Parent/Guardian,

During Week 9, your child will practice a variety of skills, including letter and sounds for /i/ i\_e, blending words emphasizing the -ime, -ike, and -ive sounds, practicing handwriting, build a sentence, correctly use i\_e pattern, using adjectives in sentences, and demonstrate comprehension using decodable passages with a focus on cause and effect.

We also suggest that students have an experience with reading each day. Reading at home will make a HUGE difference in your child's school success! Make reading part of your everyday routine. Choose books that match your child's interests. Reading for 20 minutes a day will continue to grow your young reader's vocabulary and comprehension.

Links for additional resources to support students at home are listed below for letters and numbers review, sight word practice, colors, shapes, and more:

<https://classroommagazines.scholastic.com/support/learnathome.html>

<https://www.education.com/>

<http://www.sheppardsoftware.com/>

<https://www.funbrain.com/>

<https://www.starfall.com/h/>

<https://www.abcya.com/>




Name \_\_\_\_\_

5

i y (i\_e)

igh ie


1.



\_\_\_\_\_

v i n e

2.



\_\_\_\_\_

b t


3.



\_\_\_\_\_

f v

4.



\_\_\_\_\_

b k

Phonics: /i/i\_e

Say the name of each picture. Then write the letters that stand for long *i* in each picture name.



Name \_\_\_\_\_

hike    hive    time

1.



time

2.



\_\_\_\_\_

3.



\_\_\_\_\_

Copyright © The McGraw-Hill Companies, Inc.

Phonics: Blending *-ime, -ike, -ive*  
Blend the sounds and say the word. Write the word. Repeat the word.

\_\_\_\_\_  
\_\_\_\_\_  
Name: \_\_\_\_\_

## Let's Make a Sentence!



Glue the words in the correct order to make a sentence.

--	--	--	--	--



Write the sentence.

\_\_\_\_\_  
\_\_\_\_\_  
\_\_\_\_\_  
\_\_\_\_\_  
\_\_\_\_\_



Draw a picture and color it in.

see

I

big

fish.

three



# Long Vowel i spelled (i\_e)

Student Name \_\_\_\_\_

Look at the picture. Find the correctly spelled word for each picture and circle the word.



slid

slide



five

fiv



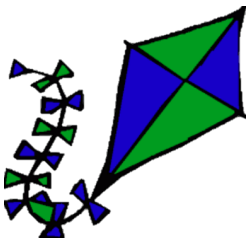
hive

hiv



fir

fire



kite

kit



tim

time



dim

dime



div

dive

# Comprehension: Cause and Effect

## We Are Good Citizens

1. Circle what happens when Kim gives water to a plant in the classroom.



2. Circle what happens when Dan shares his snack.



3. Circle what happens when Sam and Lee take turns on the swing.



4. Circle what happens when children clean up in class.



Name \_\_\_\_\_

# Kites in the Pine

See the big pine!

I see five kites in the pine.

Did five kites hide in it?

Can Mike see five kites?

Yes, Mike can see five kites!



## ★Activity★

Circle all the words with the long i sound.



Name \_\_\_\_\_



dark                      fast                      ripe



1. The cave is \_\_\_\_\_ .

\_\_\_\_\_

-----

2. Nan rides on a \_\_\_\_\_ bike.

\_\_\_\_\_

-----



3. The men ate \_\_\_\_\_ figs.

\_\_\_\_\_

-----

**Adjectives** Read each sentence. Write an adjective from the word box in each sentence.

Name \_\_\_\_\_

# A Dime


“I had a dime,” said Mike.

“Did you see a dime, Ike?”

Ike did not have time to see.

“Get up,” said Ike.

Mike had sat on a dime!



## ★Activity★

What have you lost? Where did you find it?

Name \_\_\_\_\_



The quick fox ran by us.



The jet is wide.



1. The apple is \_\_\_\_\_ .

sweet      came



2. My legs are \_\_\_\_\_ .

wet      wig



**Adjectives** Read each sentence. Read the two choices. Write the correct adjective on the line.